Oracy

Teaching and Learning Expectations

Expectation	Example
Oracy Display Display to include targets, sentence stems, discussion guidelines and oracy vocabulary. Targets and sentence stems displayed when agreed by oracy lead.	 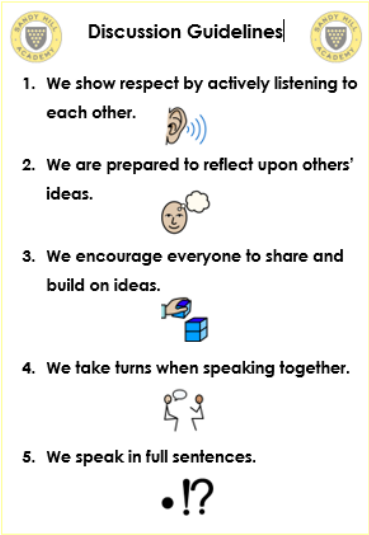
Learning Ambassador Every class must have a learning ambassador who introduces the learning to visitors.	
Sentence Stems Sentence stems are to be included within the teaching and learning resources, especially slides.	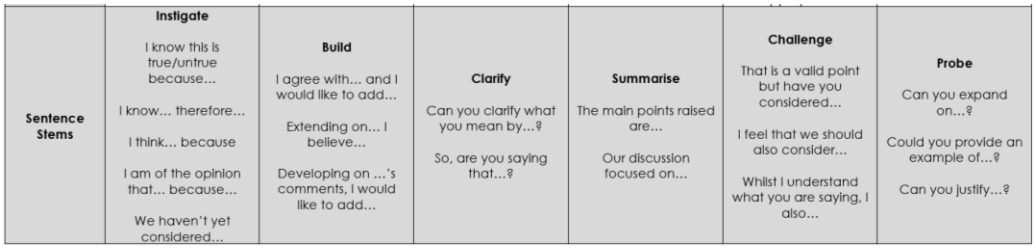 **Sentence Stems** **Instigate**: I know this is true/untrue because… / I know… therefore… / I think… because / I am of the opinion that… because… / We haven't yet considered… **Build**: I agree with… and I would like to add… / Extending on… I believe… / Developing on …'s comments, I would like to add… **Clarify**: Can you clarify what you mean by…? / So, are you saying that…? **Summarise**: The main points raised are… / Our discussion focused on… **Challenge**: That is a valid point but have you considered… / I feel that we should also consider… / Whilst I understand what you are saying, I also… **Probe**: Can you expand on…? / Could you provide an example of…? / Can you justify…?
Stand to Speak Students are expected to stand when expressing their ideas to the	

class. This is done to promote pupil resilience and pride in their work.	
Silent Signals Students are to use given signals when they want to contribute thought. Students are not expected to raise their hands.	
Questioning Staff are expected to use cold calling, ongoing narration, say it better and 1,2,3 show me in line with consistent speaking and listening.	
Pose, Think, Share, Compare Staff are expected to use this structure for class discussions. Students are aware of expectations during each of these instructions.	

		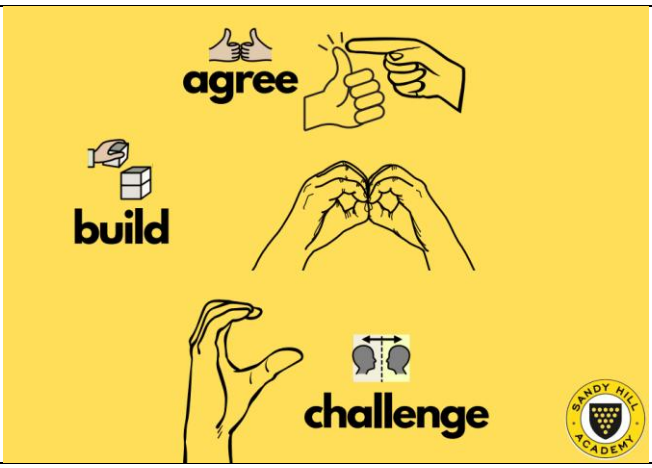 agree build challenge SANDY HILL ACADEMY	